



Hi-P International
Limited



1Q2010 Results Briefing

5 May 2010

*The Integrated
Electro-Mechanics
Solution Provider*





Hi-P International
Limited

1Q2010 Overview

Mr. Yao Hsiao Tung
Executive Chairman



1Q2010 Key Financial Highlights



Hi-P International
Limited

(S\$m)	1Q10	1Q09	YOY % Chg
Revenue	146.9	244.0	-39.8
Gross Profit	6.5	50.7	-87.1
Pretax Profit	-13.5	27.3	N.M.
Tax expense	-1.0	-4.8	-79.1
Net profit	-14.5	22.5	N.M.
PATMI	-14.2	22.6	N.M.
EPS (S cts)	-1.63	2.55	N.M.
NAV/Share (S cts)	64.51	68.49	-5.8

YE : Dec



1Q2010 Results Briefing
5 May 2010



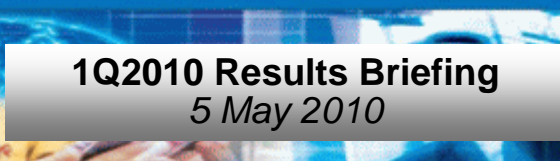
1Q2010 Key Financial Highlights

Revenue down 39.8% vs 1Q2009

- End-of-Life (EOL) of several projects
- EOL resulted in lower volume and average selling price
- Decrease partially offset by new projects that will be ramped up gradually in 2010

Gross Profit decreased 87.1% vs 1Q2009

- EOL of several projects
- Start up costs of new projects and FPCB plant
- One time provision for consolidation of operations
- Gross profit margin would be around 10% without the above



QOQ Key Financial Highlights



Hi-P International
Limited

(S\$m)	1Q10	4Q09	QOQ % Chg
Revenue	146.9	170.5	-13.8
Gross Profit	6.5	21.7	-70.0
Pretax Profit	-13.5	6.4	N.M.
Tax expense	-1.0	-2.2	N.M.
Net Profit	-14.5	4.1	N.M.
PATMI	-14.2	4.4	N.M.
EPS (S cts)	-1.63	0.50	N.M.
NAV/Share (S cts)	64.51	66.16	-2.5

YE : Dec

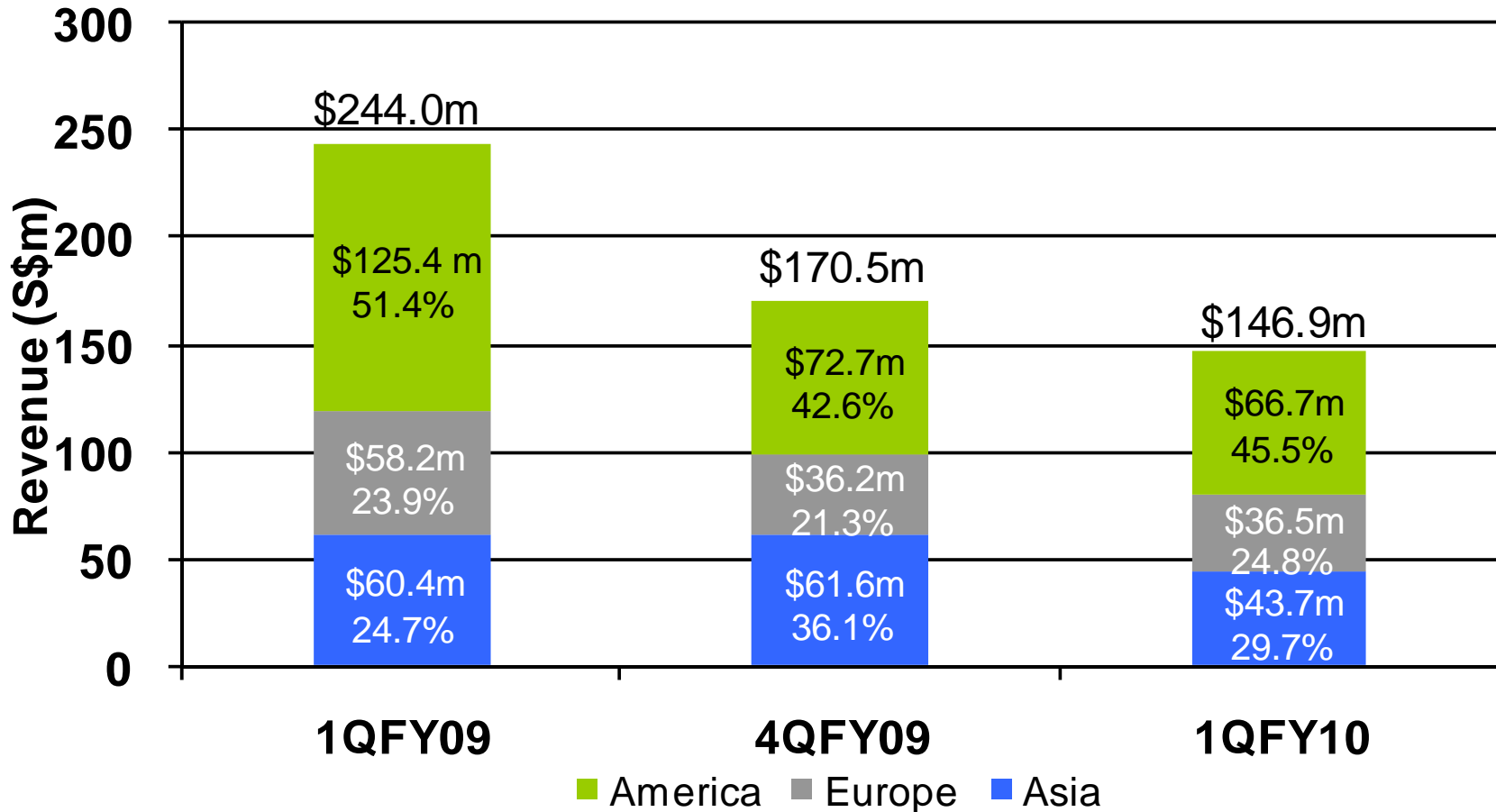


1Q2010 Results Briefing
5 May 2010

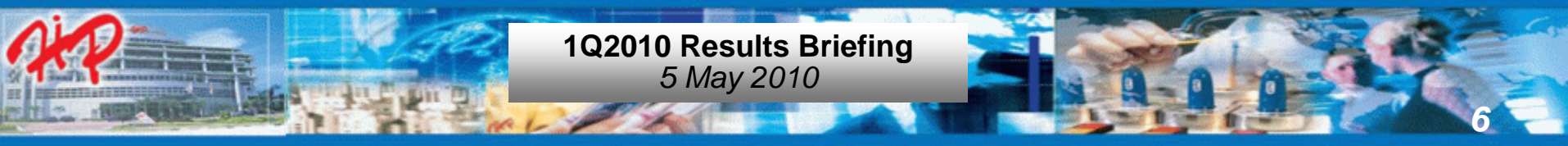
Revenue by Geographical Segmentation



Hi-P International Limited



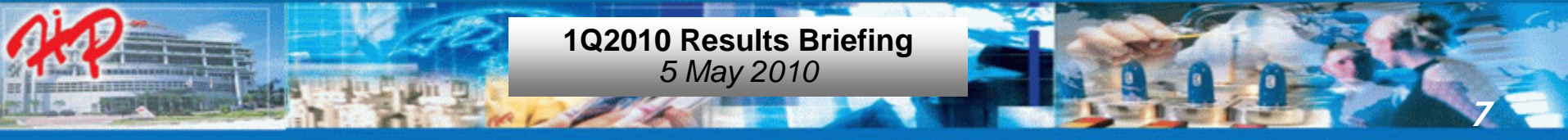
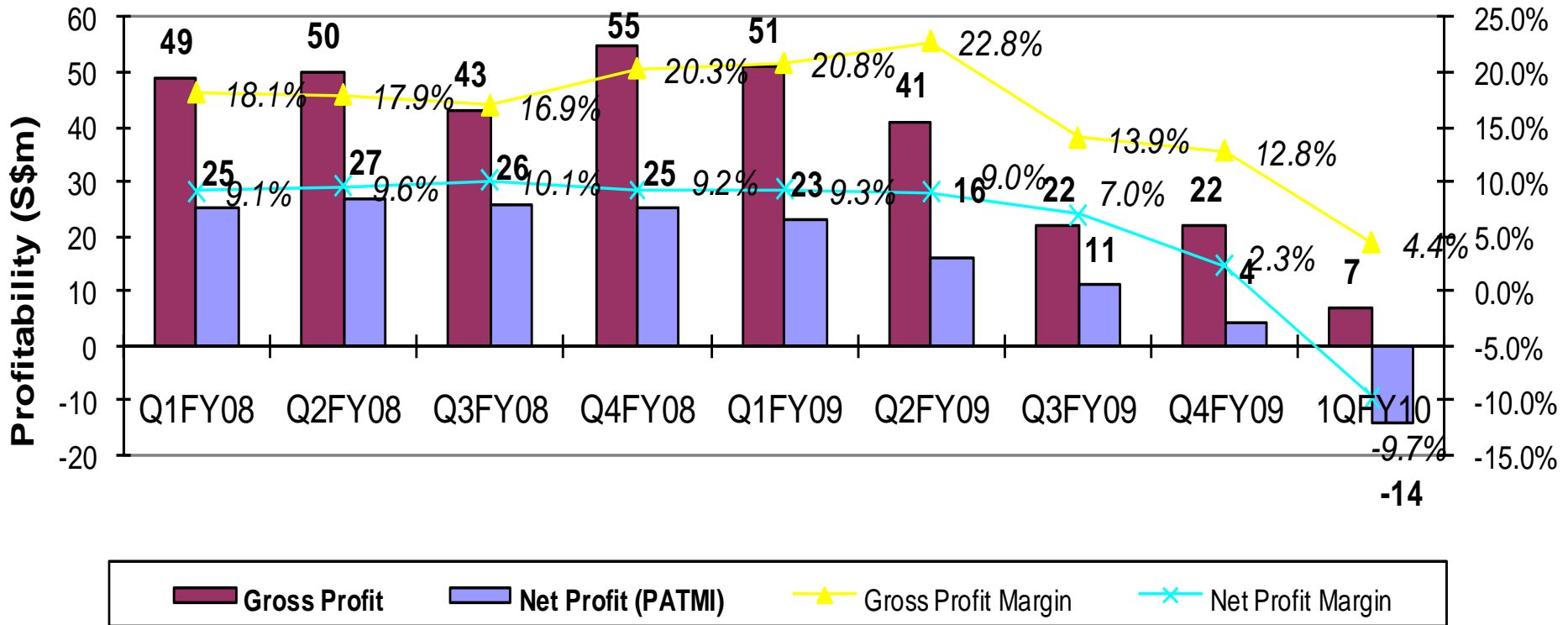
* Based on shipping destination.



Profitability Status



Hi-P International Limited



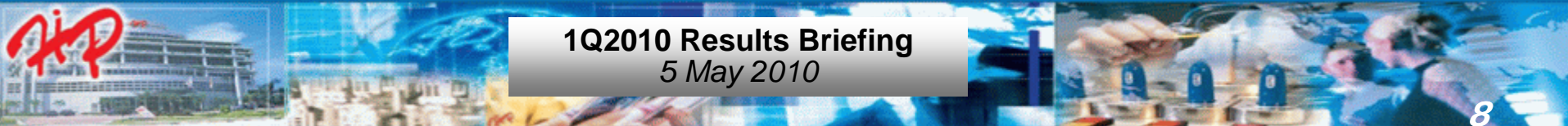
1Q2010 Results Briefing
5 May 2010

Cash Flow Statement



Hi-P International
Limited

Category	1Q2010 S\$ m	1Q2009 S\$ m
Net cash generated from operations	-0.3	85.0
Net cash used in investing activities	-5.6	-7.4
Net cash used in financing activities	-0.3	-6.6



1Q2010 Results Briefing
5 May 2010

Strong Balance Sheet, Net Cash Position



Hi-P International
Limited

Category	31 Mar 10 S\$ m	31 Dec 09 S\$ m
Gross Cash	240	247
Net Cash	235	242
Gross Gearing	0.9%	0.9%



Hi-P International
Limited

Business Updates



Business Situation Update



Hi-P International
Limited

- ❑ Maintained cost structure and healthy financial position
- ❑ New projects to be ramped up gradually from 2H2010
- ❑ Investment in FPCB in Q4 2009 expected to contribute positively in 2011
- ❑ Improved Internal Management Control under better infrastructure





Hi-P International
Limited

Outlook



Earnings Outlook



Hi-P International
Limited

- ❑ Lower revenue is expected for 2Q2010 vs 2Q2009.
Expects to breakeven.

- ❑ Higher revenue but lower profit is expected for FY2010 vs FY2009 due to:
 - ❑ Ramp up of new projects in 2H2010
 - ❑ 1Q2010 loss





Hi-P International
Limited

Future Plans & Summary





Future Plans

- Drive for business growth aggressively
- Further strengthen cost control
- Pursue new value-added processes
- Source for potential acquisitions
- Engage in Green environment production





Hi-P International
Limited

Thank You

Q & A

For Investor Relations Enquiries, please contact:



Tel: (65) 6438 2990

Fax: (65) 6438 0064

Email: staff@financialpr.com.sg

