



Hi-P International
Limited



Hi-P International Ltd

Q3FY2008

Results Briefing

04 November 2008

*The Integrated
Electro-Mechanics
Solution Provider*





Hi-P International
Limited

Overview

Mr. Yao Hsiao Tung
Executive Chairman



Q3FY2008 Results Briefing
04 November 2008



YOY Key Financial Highlights



Hi-P International
Limited

(S\$m)	Q3FY08	Q3FY07	YOY % Chg
Revenue	254	262	- 3%
Gross Profit	43	20	112%
Profit from Operations	28	4	570%
Forex Loss	- 0.3	- 3.2	-90%
Pretax Profit	28	0.9	2,858%
Taxation	- 2.2	- 0.6	272%
Net profit (PATMI)	25.5	0.5	5,354%
EPS (S cts)	2.88	0.05	5,354%
NAV/Share (S cts)	61.05	47.60	28%

YE : Dec



Q3FY2008 Results Briefing
04 November 2008

QOQ Key Financial Highlights



Hi-P International
Limited

(S\$m)	Q3FY08	Q2FY08	QoQ % Chg
Revenue	254	282	- 10%
Gross Profit	43	50	-15%
Profit from Operations	28	31	-9%
Forex Loss	- 0.3	- 0.6	-44%
Pretax Profit	28	30	-8%
Taxation	- 2.2	- 3.1	-28%
Net profit (PATMI)	25.5	27.1	- 6%
EPS (S cts)	2.88	3.05	- 6%
NAV/Share (S cts)	61.05	55.84	9%

YE : Dec



Q3FY2008 Results Briefing
04 November 2008

Strong Balance Sheet in the midst of financial turmoil



Hi-P International
Limited

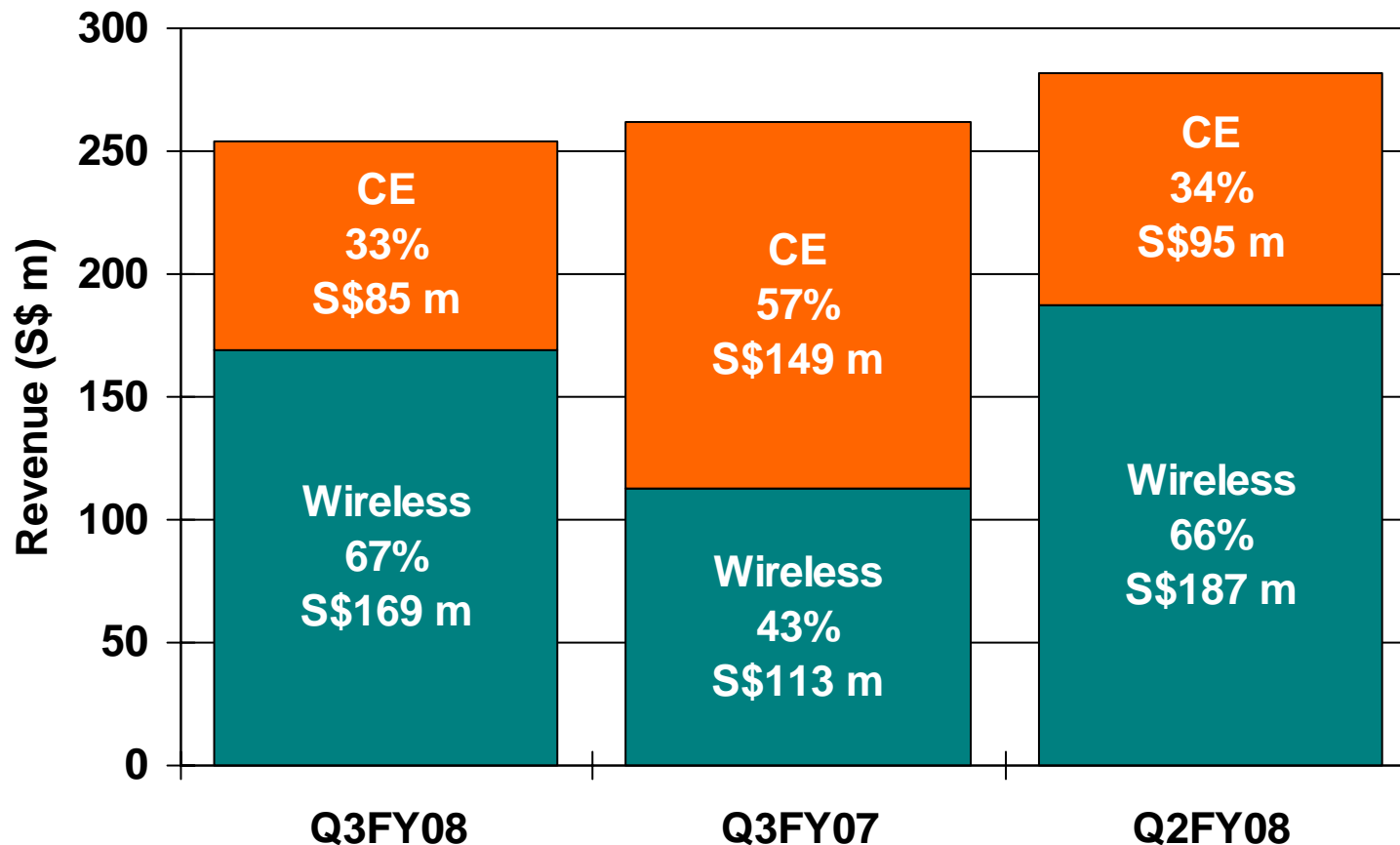
Category	Q3FY08 S\$ m	Q2FY08 S\$ m	Q4FY07 S\$ m
Gross Cash	109.1	134.2	46.8
Net Cash	96.6	93.0	12.4
Gross Gearing	2.3%	8.3%	7.5%



Revenue by Business Segment



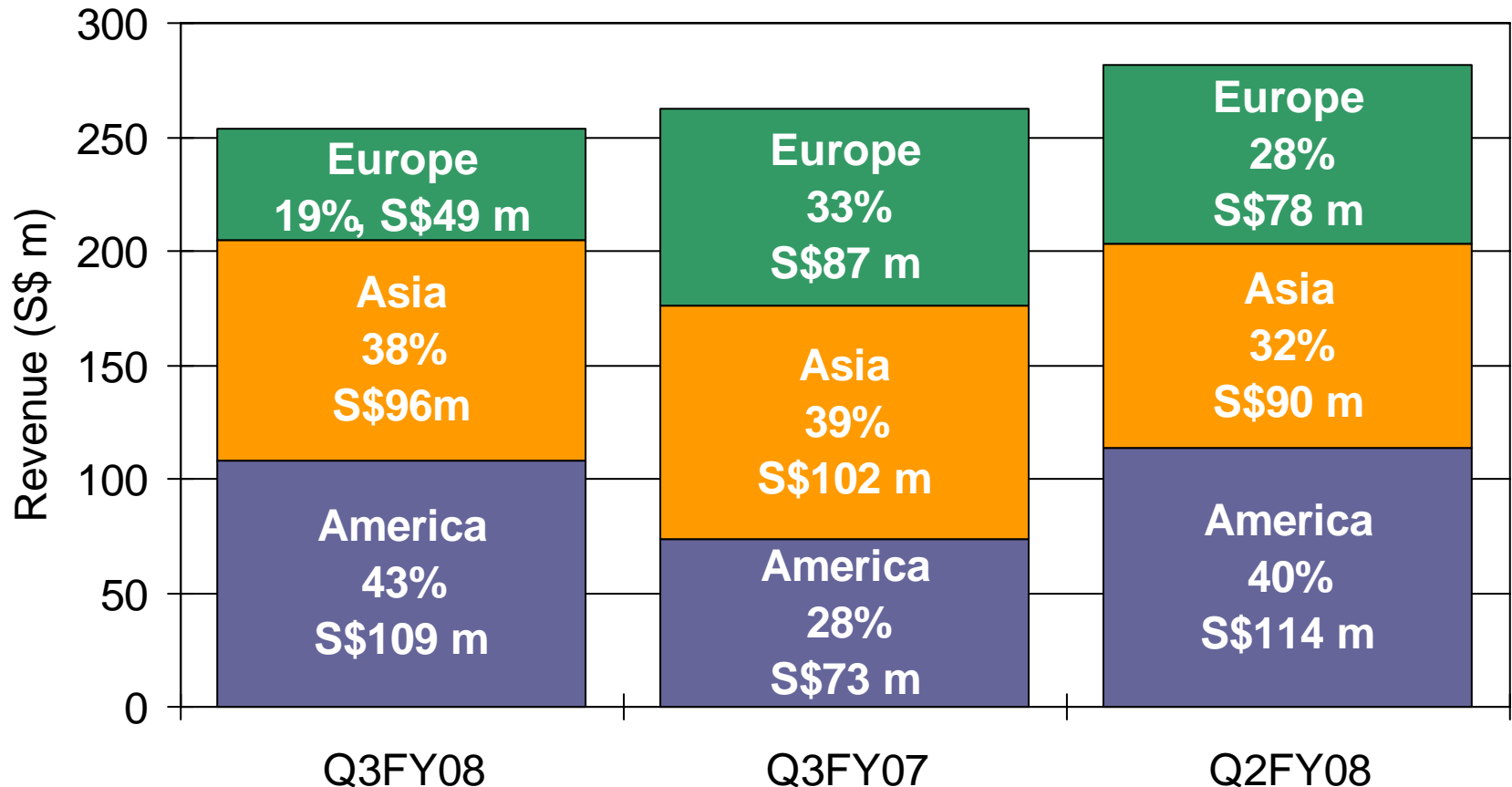
Hi-P International
Limited



Revenue by Geographical Segmentation



Hi-P International
Limited



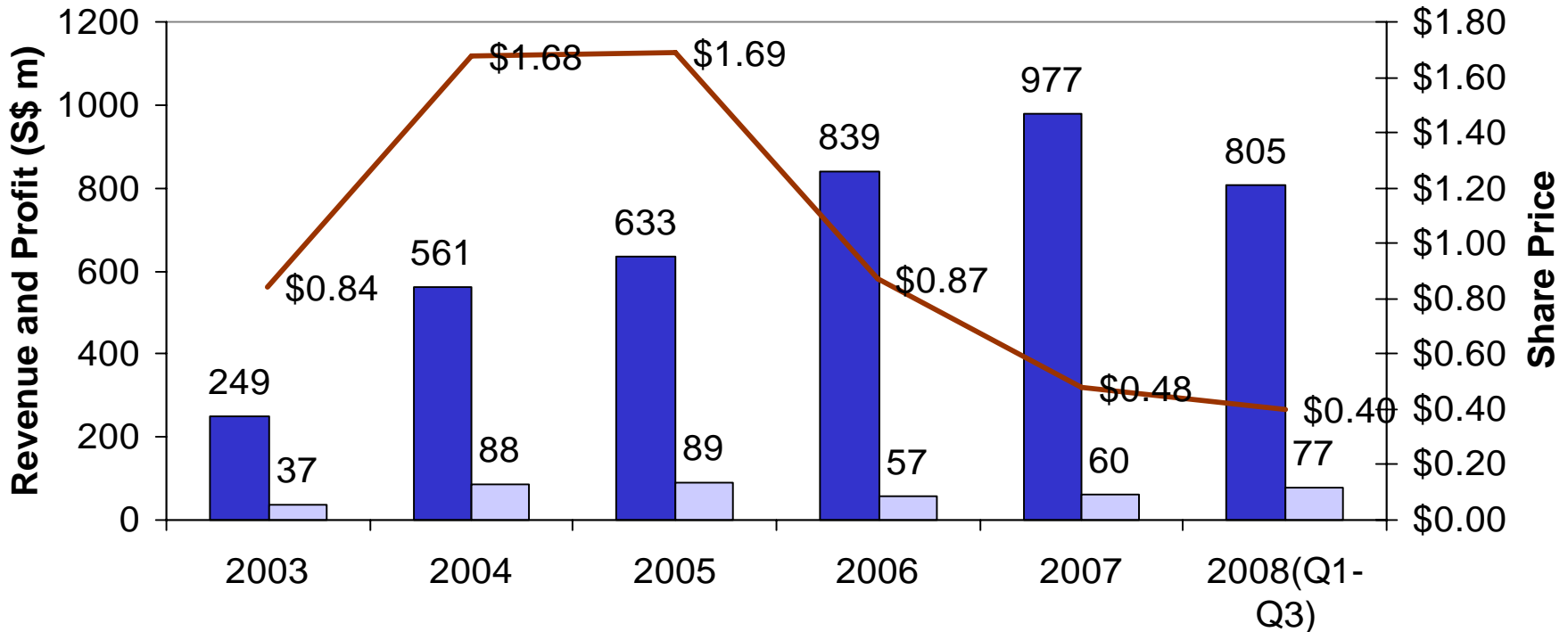
Q3FY2008 Results Briefing
04 November 2008



YOY – Healthy Revenue and Profitability Growth



Hi-P International Limited



- Revenue CAGR (03-07) : 41%
- Net Profit CAGR (03-07) : 13%
- Share Price



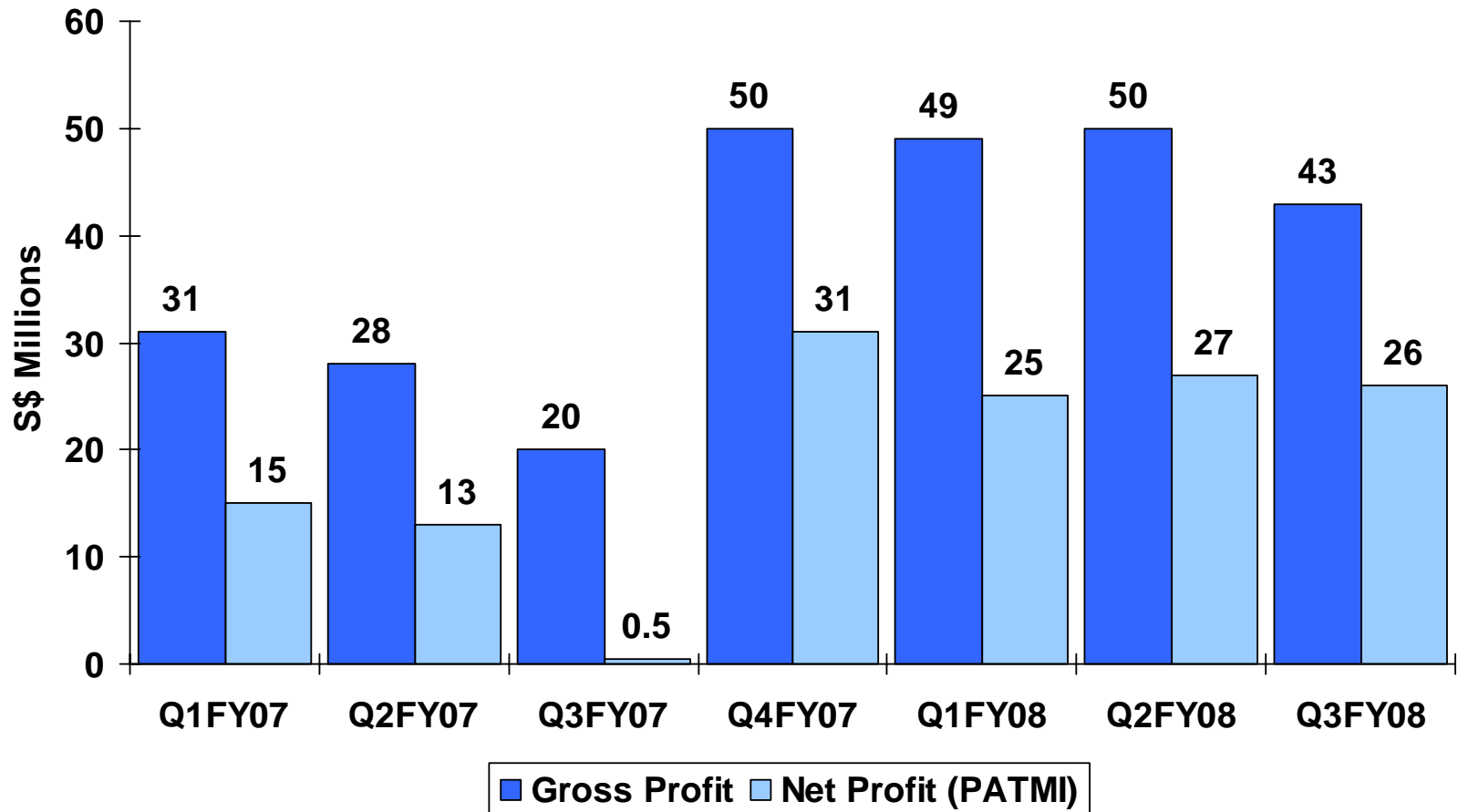
Q3FY2008 Results Briefing
04 November 2008

Strengthening Profitability

– 4 Quarters of Consistent Growth



Hi-P International
Limited



Q3FY2008 Results Briefing
04 November 2008





Hi-P International
Limited

Competitive Edge and Opportunities

Mr. Yao Hsiao Tung
Executive Chairman



Q3FY2008 Results Briefing
04 November 2008



Competitive Edge and Opportunities



Hi-P International
Limited

- ❑ **Cost Effective Operations and Strong Financial Resources**
 - Healthy margin and good profitability
 - Strong net cash position with low gearing

- ❑ **Diversified Customer Base**
 - Minimise exposure by customer diversification

- ❑ **Strong Management Team**
 - Global management team with strong execution abilities

- ❑ **Vertically Integrated Capabilities**
 - Enhance core competencies
 - Generate additional revenue and improve profitability



Q3FY2008 Results Briefing
04 November 2008





Hi-P International
Limited

Earnings Outlook

Mr. Yao Hsiao Tung
Executive Chairman



Q3FY2008 Results Briefing
04 November 2008



FY2008 Earnings Outlook



Hi-P International
Limited

FY2008 vs FY2007

Improved revenue and significantly higher profit

2HFY2008 vs 1HFY2008

Moderately lower revenue and profit



Q3FY2008 Results Briefing
04 November 2008



Hi-P International
Limited

Thank You

Q & A



Q3FY2008 Results Briefing
04 November 2008

